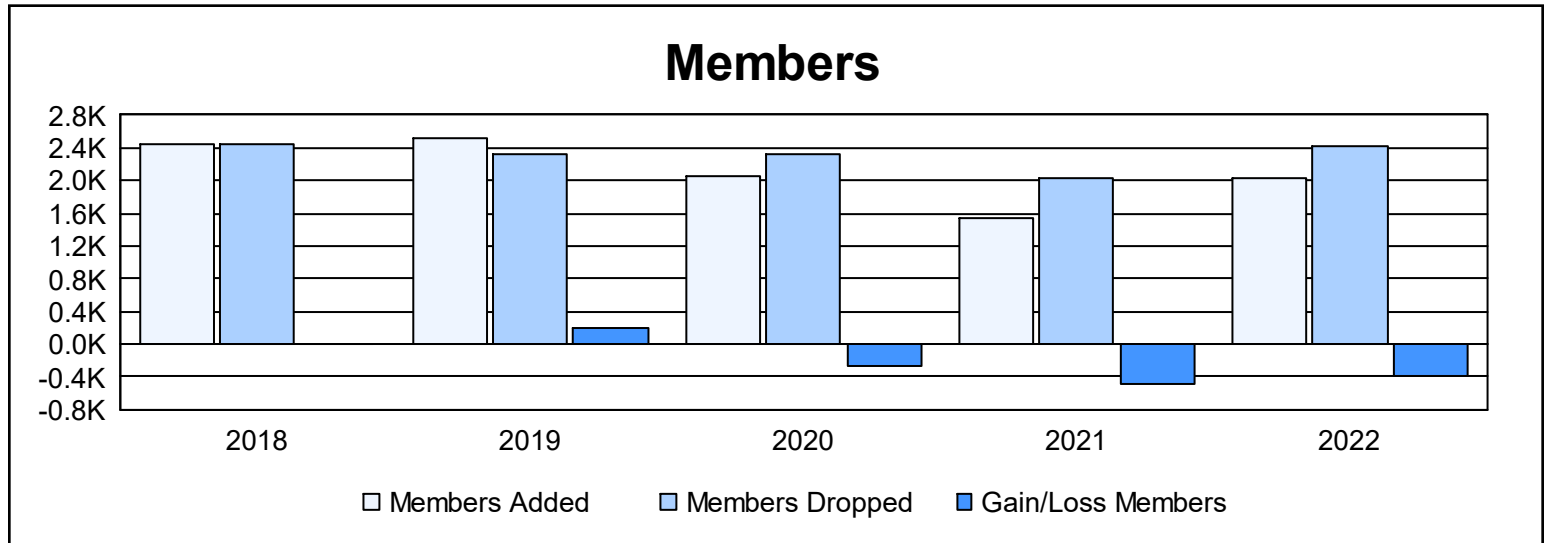
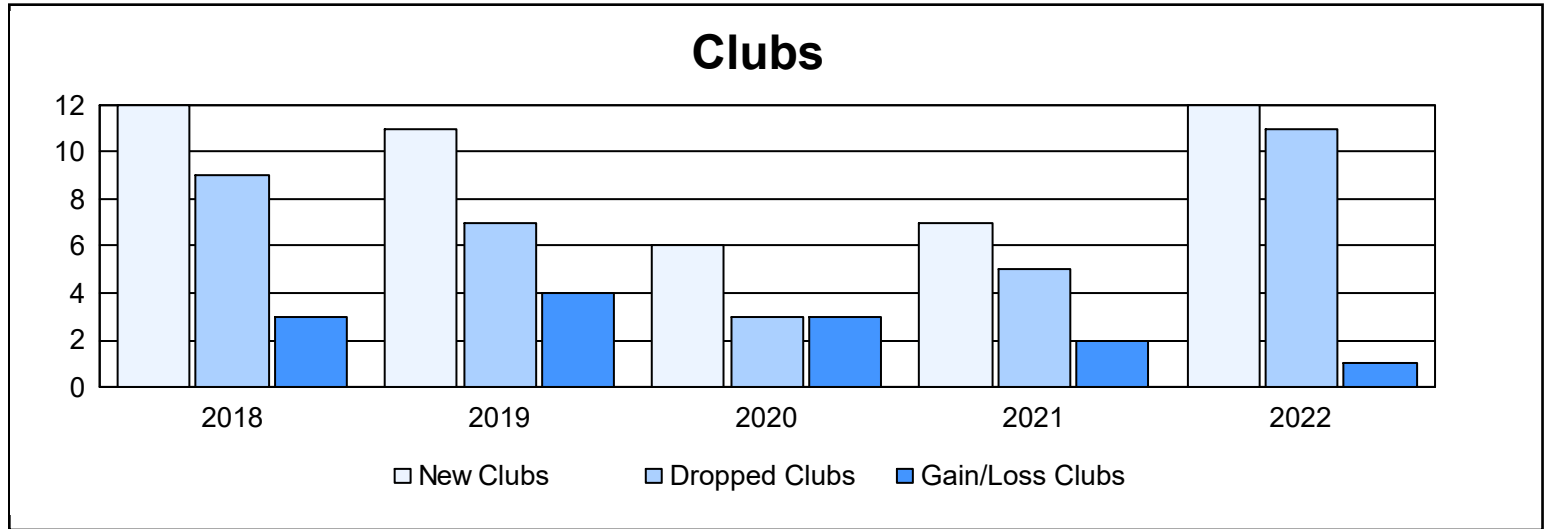
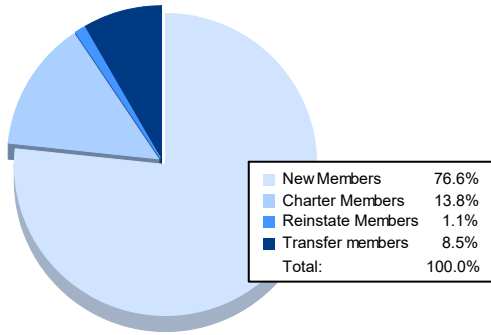


Year	New Clubs	Dropped Clubs	Gain/Loss Clubs	New Members	Charter Members	Reinstate Members	Transfer Members	Total Member Added	Total Members Dropped	Gain/Loss Members
2017-2018	12	9	3	1,986	267	33	154	2,440	2,433	7
2018-2019	11	7	4	1,969	308	26	209	2,512	2,318	194
2019-2020	6	3	3	1,721	155	24	158	2,058	2,332	-274
2020-2021	7	5	2	1,174	165	35	173	1,547	2,035	-488
2021-2022	12	11	1	1,559	281	22	172	2,034	2,411	-377
<b>Average</b>	<b>10</b>	<b>7</b>	<b>3</b>	<b>1,682</b>	<b>235</b>	<b>28</b>	<b>173</b>	<b>2,118</b>	<b>2,306</b>	<b>-188</b>



### Membership Composition June 2022 Cumulative



### Gender Composition June 2022 Cumulative

